

BBC WORLDWIDE  
 Content Management Application



















Welcome, Heather. [Logout](#)

Subscription Management

Manage Find Add

Site: BBC Lifestyle - Singapore

Showing 1 of 1

#	Name	Type	Visible on	Actions
1	BBC Lifestyle <sup>1</sup>	E-mail Update <sup>2</sup>	Registration, Preferences, Newsletter Module <sup>3</sup>	 
2	Cooking	Interest	Preferences	 
3	Age Verification	Required	Registration	 
4	Sign up for Postal Updates	Postal	Preferences	 
5	Lawnmowing	Interest	Preferences	 
6	Football	Interest	Preferences	 
7	BBC Knowledge	E-mail Update	Registration, Preferences, Newsletter Module	 
8	BBC Entertainment	E-mail Update	Registration, Preferences, Newsletter Module	 
9	Swimming	Interest	Preferences	 

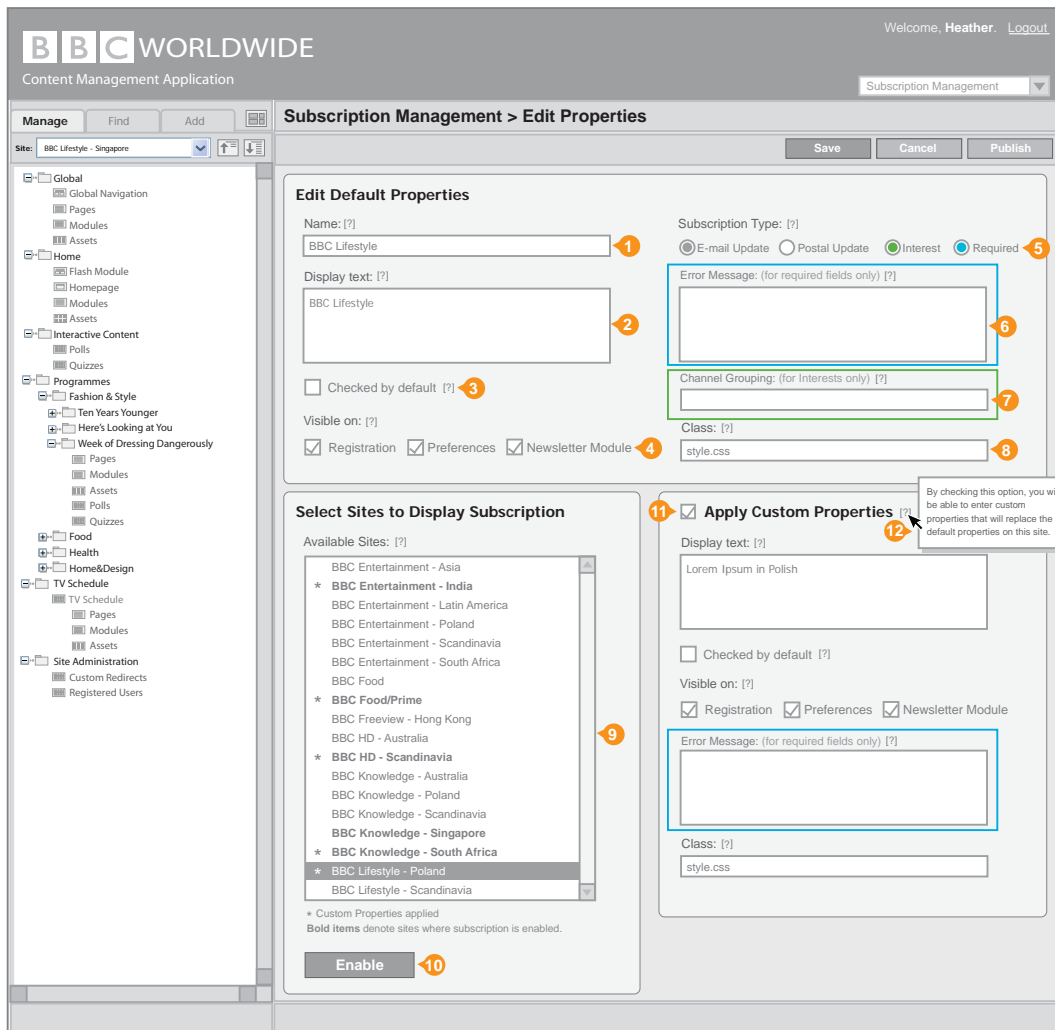
Showing 1 of 1

### Page Overview

Accessed via the global dropdown list at the top right of the page. This list view displays all subscriptions entered in the CMS.

### Functional Specs

- 1. Name.** Displays the subscription's name, as specified when creating a new subscription.
- 2. Type.** Displays the subscription's type, as specified when creating a new subscription.
- 3. Visible On.** Displays which pages the subscription is visible on, as specified when creating a new subscription.



The screenshot shows the 'Subscription Management > Edit Properties' page in the BBC Worldwide CMS. The interface is divided into several sections:

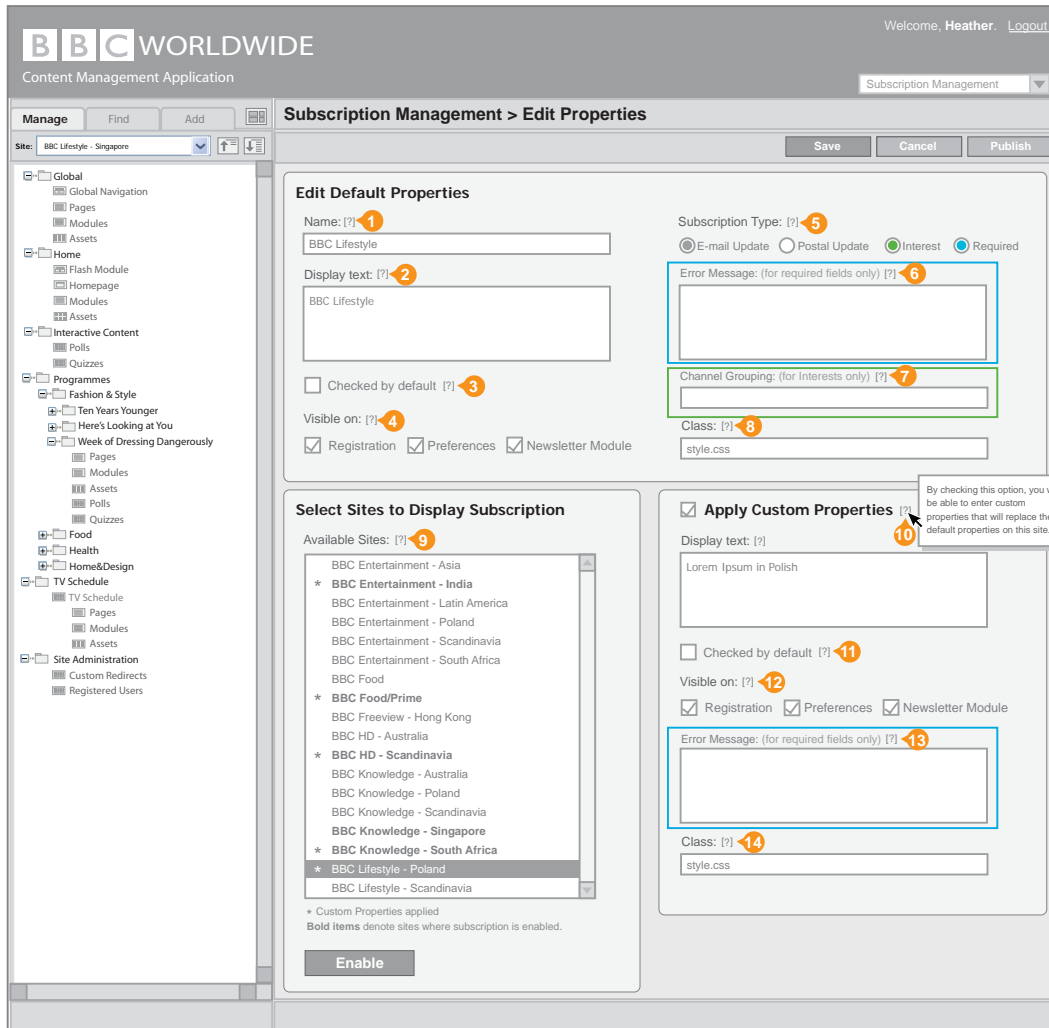
- Subscription Management > Edit Properties:** The main title and breadcrumb.
- Manage:** Includes 'Find', 'Add', and 'Add' buttons.
- Site:** A dropdown menu showing 'BBC Lifestyle - Singapore'.
- Navigation Tree:** A left-hand sidebar with categories like 'Global', 'Home', 'Interactive Content', 'Programmes', 'Food', 'Health', 'Home&Design', 'TV Schedule', and 'Site Administration'.
- Edit Default Properties:**
  - Name:** A text field containing 'BBC Lifestyle' (1).
  - Subscription Type:** Radio buttons for 'E-mail Update', 'Postal Update', 'Interest', and 'Required' (5).
  - Display text:** A text area containing 'BBC Lifestyle' (2).
  - Checked by default:** An unchecked checkbox (3).
  - Visible on:** Checkboxes for 'Registration', 'Preferences', and 'Newsletter Module' (4).
  - Error Message:** A text area for error messages (6).
  - Channel Grouping:** A text area for channel grouping (7).
  - Class:** A text field containing 'style.css' (8).
- Select Sites to Display Subscription:**
  - Available Sites:** A list of sites with an asterisk next to 'BBC Lifestyle - Poland' (9).
  - Apply Custom Properties:** A checked checkbox (11).
  - Display text:** A text area containing 'Lorem Ipsum in Polish'.
  - Checked by default:** An unchecked checkbox.
  - Visible on:** Checkboxes for 'Registration', 'Preferences', and 'Newsletter Module'.
  - Error Message:** A text area for error messages.
  - Class:** A text field containing 'style.css'.
  - Enable Button:** A button labeled 'Enable' (10).
- Contextual Help:** A tooltip for the 'Apply Custom Properties' checkbox (12) stating: 'By checking this option, you will be able to enter custom properties that will replace the default properties on this site.'

## Page Overview

Accessed from the subscription management list view for each individual item.

## Functional Specs

- Name Field.** Required field. Specifies the name that is displayed in the Subscription Management list view.
  - Display Text Field.** Required field. Specifies the text that is displayed along with the subscription on the CDA.
  - Checked by Default Checkbox.** Unchecked by default. Checking will display the subscription as checked on page load on the CDA.
  - Visible On Checkboxes.** Required field. At least one checkbox must be selected. Denotes which pre-defined pages the subscription will appear on.
  - Subscription Type Radio Buttons.** Default selection is on E-mail Update. Specifies the type of subscription. Subscriptions specified as "Required" will cause the Error Message text field (6) to appear below (and in Custom Properties area). Subscriptions specified as "Interest" will cause the Channel Grouping text field (7) to appear below.
  - Error Message Text Field.** This field is hidden by default and appears if the "Required" radio button from (5) is selected. Text entered in this field will be displayed in the subscription's error message on the CDA.
  - Channel Grouping Text Field.** This field is hidden by default and appears if the "Interests" radio button from (5) is selected. Text entered in this field will be used as the interest's heading on the CDA. If no text is entered, no heading is used. If heading entered already exists on a page with a previously entered subscription, then group these subscriptions together under that heading.
  - Class Text Field.** Required field. Path/filename entered in this field determines where to pull layout/styling code from for specified pages.
  - Available Sites List Box.** Displays all available BBC Channel sites. Sites with custom properties applied will display an asterisk in-line and on the left. Sites where the subscription is enabled will be displayed as bold in the list. List does not support multi-select. Selecting a site will display its custom properties, if entered.
  - Enable/Disable Toggle Button.** By default, button will say "Enable". Clicking the button in this state will make the subscription visible on the selected site. Once clicked, the button state will change to say, "Disable". Clicking the button while it says "Disable" will hide the subscription on the selected site and change the button state back to "Enable".
- If custom properties are enabled, an asterisk will be displayed to the left of the selected site in (9).
- Apply Custom Properties Checkbox.** Unchecked by default. Checking this will show all fields below (empty/unselected by default). When information is entered, it will replace default properties on the CDA for those fields (if enabled). Fields left empty retain default properties. Unchecking will hide all fields below (previously entered information will be lost once user saves but can still be retrievable if checkbox is re-checked).
  - [?] and Contextual Help Tooltip.** On mouseover of any [?] link, display a modal layer with help text. Modal layer should appear to the right of the cursor.



The screenshot shows the 'Subscription Management > Edit Properties' page in the BBC Worldwide CMS. The interface is divided into several sections:

- Left Navigation:** A tree view showing site structure including Global, Home, Interactive Content, Programmes, Food, Health, Home&Design, TV Schedule, and Site Administration.
- Top Bar:** 'Manage' tab, search and add buttons, and a 'Subscription Management' dropdown menu.
- Edit Default Properties:**
  - Name:** Field with callout 1.
  - Display text:** Field with callout 2.
  - Subscription Type:** Radio buttons for E-mail Update (callout 5), Postal Update, Interest, and Required.
  - Checked by default:** Checkbox with callout 3.
  - Visible on:** Field with callout 4.
  - Error Message:** Text area with callout 6.
  - Channel Grouping:** Text area with callout 7.
  - Class:** Field with callout 8.
  - Registration, Preferences, Newsletter Module:** Checked checkboxes.
- Select Sites to Display Subscription:**
  - Available Sites:** List of sites with callout 9. Includes BBC Entertainment (Asia, India, Latin America, Poland, Scandinavia, South Africa, Food), BBC FoodPrime, BBC HD (Australia), BBC HD - Scandinavia, BBC Knowledge (Australia, Poland, Scandinavia, Singapore, South Africa), and BBC Lifestyle (Poland, Scandinavia).
  - Enable Button:** Located at the bottom of the list.
- Apply Custom Properties:**
  - Apply Custom Properties:** Checked checkbox with callout 10. A tooltip explains: 'By checking this option, you will be able to enter custom properties that will replace the default properties on this site.'
  - Display text:** Field with callout 10.
  - Checked by default:** Unchecked checkbox with callout 11.
  - Visible on:** Field with callout 12.
  - Registration, Preferences, Newsletter Module:** Checked checkboxes.
  - Error Message:** Text area with callout 13.
  - Class:** Field with callout 14.

## Contextual Help Tooltip Copy

The following should be the copy used for each tooltip:

1. This is the label used in the list view of the CMS Subscription Management.
2. This is the copy that will appear with your subscription's checkbox on the website.
3. By checking this option, this subscription will appear as checked by default on the website.
4. Specifies which pages of the website this subscription will appear in.
5. Determines the type of subscription you are creating.
6. You can enter the error message that will appear when someone doesn't check your required subscription.
7. This is the heading that this subscription will appear under on the website.
8. This is where you will need to specify the styling or layout file associated with this subscription.
9. These are the sites you can choose to add this subscription to, while specifying if it displays default or custom properties.
10. By checking this option, you will be able to enter custom properties that will replace the default properties on this site.
11. By checking this option, this subscription will appear as checked by default on the website. This may be different from the default value.
12. Specifies which pages of the website this subscription will appear in, if different from default values.
13. You can enter the error message that will appear when someone doesn't check your required subscription, if different from the default text.
14. You may enter a different path for the styling or layout file associated with this subscription.